

Because every girl's got an inner princess!



Welcome to the Kingfisher Princess Party! This kit is filled with fun activities and reproducible materials so that with a minimum of fuss, you can have a have a sassy princess party in your store! It all starts with the book: *How to be a Princess in 7 Days or Less*. Make sure you order in the book, loose or in a display, so that all your party guests can buy one to take home. (See page 13 for ordering details). Then, just open the kit, add some copying, some basic materials, and mix with a sense of humor and a little creativity. Voila!—you will have a successful in-store event, filled with happy Royalty and their grownups. Do one activity, pick a few, or do them all, no matter what you choose, you will have an event everyone will love!

Included in the kit are materials for children ages 5 and up:

- 👑 Party guide with activities and ideas
- 👑 Invitations
- 👑 Reproducible Princess Party Poster
- 👑 Reproducible nametags
- 👑 Reproducible templates and elastic to make 24 tiaras
- 👑 Reproducible templates for Royal Highness Door Hangers
- 👑 Reproducible game and activity sheets
- 👑 A craft kit including enough sparkly jewels and sparkly hair clips for 24 princesses

Downloadable versions of these materials can be found at:
http://www.houghtonmifflinbooks.com/readers_guides/princess/

We hope you enjoy this kit. *Have a great Princess Party!*



KINGFISHER a Houghton Mifflin Company imprint

222 Berkeley Street 👑 Boston, Massachusetts 02116

www.houghtonmifflinbooks.com

How to be a Princess in 7 days or less

Princess Party Suggestions

When planning the party:

Use the enclosed invitations and reproducible posters to promote the event. (Page 3-4)

Suggestion: because you want to plan for the materials you will need, set the number of participants you want in advance, and take reservations.

On the day of the party set up the following stations:

Princess Arrival (10 min.) *Materials: Copies of nametags, markers*

- 👑 Have a nametag station set up, and when each princess arrives, have them fill out and decorate a nametag (page 5)

Get Crafty! (15-20 min) *Materials: Copies of tiaras, copies of door hangers, markers, scissors, holepunch, elastic, ribbon and sparkly jewels from craft kit*

- 👑 Make and decorate tiaras (page 6)
- 👑 Make and decorate Her Royal Highness Door Hangers (page 7)

At the Beauty Bar (10 min + drying time) *Materials: Glue, clips and pompoms from craft kit*

- 👑 The must have hair accessory for the ball (page 8)

Princesses Practice Poise (15 min) *Materials: Copies of activity sheets, pencils, 4 hardcover books, PP stickers*

- 👑 Princess Poise Relay Race (page 9)
- 👑 Cinderella Says (Page 9)
- 👑 Princess Etiquette Quiz (page 10)


Color Me Beautiful (15 min) *Materials: Crayons or markers*

- 👑 What would your princess wear to the ball? Design Princess Emily's party dress (Page 11)
- 👑 Princess Party Planner: Fill in the missing food and favors on the party table! (Page 12)

Other suggestions:

- 👑 Encourage the princesses to wear their best Royal Rags
- 👑 Decorate your store with pink and purple streamers or sparkly lights
- 👑 Make a Princess Party sign using clothespins and a rope
- 👑 Add sparkly nail polish to the Beauty Bar, or Princess Limbo to the games
- 👑 Serve Princess snacks like pink lemonade punch, sparkly cookies, and fruit and cheese on frilly party picks
- 👑 Put on some fun girly party music and dance, dance, dance!

Feel free to add, subtract, or multiply to make the Princess Party work in your store.



KINGFISHER a Houghton Mifflin Company imprint

www.houghtonmifflinbooks.com



KINGFISHER—an imprint of Houghton Mifflin Company
www.houghtonmifflinbooks.com

Illustrations copyright © Jessie Eckel 2005

REPRODUCIBLE



You are
invited to a

Princess Party!

We request the pleasure of your royal company at our
Princess Party, where we'll have games, crafts, and lots of sparkly fun!

Date: _____

Time: _____

Place: _____

For more information: _____



You are
invited to a

Princess Party!

We request the pleasure of your royal company at our
Princess Party, where we'll have games, crafts, and lots of sparkly fun!

Date: _____


Time: _____

Place: _____

For more information: _____

How to be a
Princess
in 7 days or less

You are invited to a



Princess Party!



WE REQUEST the pleasure of your royal company at our Princess Party, where we'll have games, crafts, and lots of sparkly fun!

Date: _____




Time: _____

Place: _____

For more information: _____



 **KINGFISHER** a Houghton Mifflin Company imprint
www.houghtonmifflinbooks.com



Where Would a Princess be Without her Tiara?

Materials:

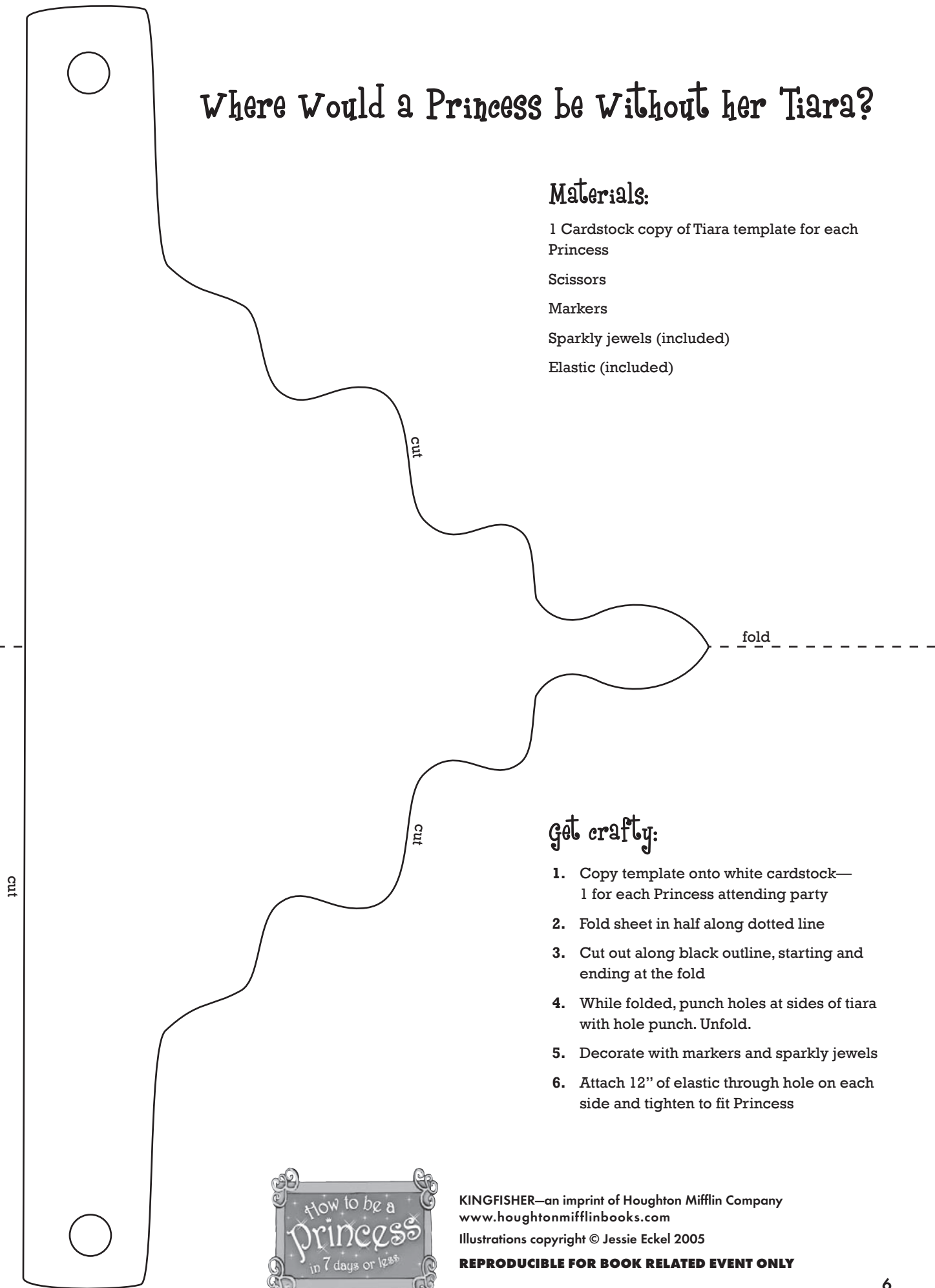
1 Cardstock copy of Tiara template for each Princess

Scissors

Markers

Sparkly jewels (included)

Elastic (included)



Get crafty:

1. Copy template onto white cardstock—1 for each Princess attending party
2. Fold sheet in half along dotted line
3. Cut out along black outline, starting and ending at the fold
4. While folded, punch holes at sides of tiara with hole punch. Unfold.
5. Decorate with markers and sparkly jewels
6. Attach 12" of elastic through hole on each side and tighten to fit Princess



KINGFISHER—an imprint of Houghton Mifflin Company
www.houghtonmifflinbooks.com

Illustrations copyright © Jessie Eckel 2005

REPRODUCIBLE FOR BOOK RELATED EVENT ONLY

Let them know when the Princess is In!!

Materials:

1 Cardstock copy of Door
Hanger template for each
Princess

Scissors

Clear Tape

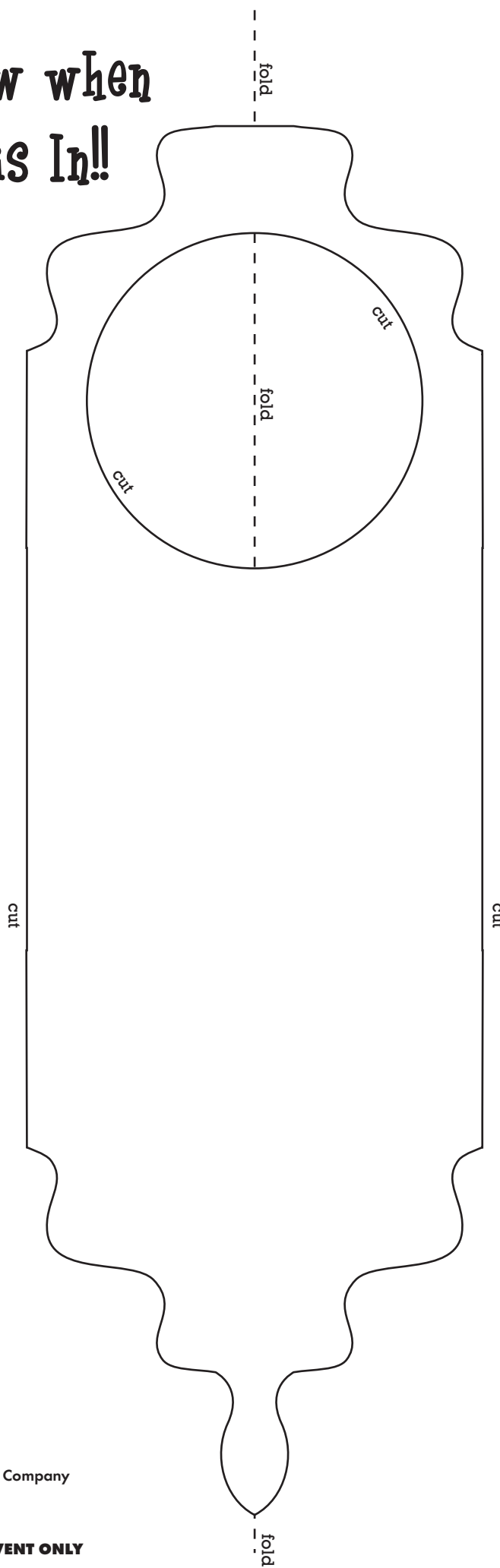
Markers

String or ribbon

Sparkly jewels (included)

Get crafty:

1. Copy template onto white cardstock—1 for each Princess attending party
2. Fold in half along dotted line
3. Cut out along black outline
4. Open it flat
5. Decorate each side with markers and sparkly jewels
6. Voilà! Hang it at home!



KINGFISHER—an imprint of Houghton Mifflin Company
www.houghtonmifflinbooks.com

Illustrations copyright © Jessie Eckel 2005

REPRODUCIBLE FOR BOOK RELATED EVENT ONLY

How to be a
Princess
in 7 days or less

Beauty Bar—Princessy Tresses

Everybody knows that Rapunzel had the longest hair ever, which was perfect for helping out when her Prince wanted to climb the tower. But long hair does not a Princess make! No matter whether your hair is long and luscious, or short and sweet, everybody can have beautiful hair for the ball.

Make these sparkly clips for pinning up that fabulous do!



Materials:

- 2 silver quick clips per Princess (included)
- 2 sparkly pom-poms (included)
- Craft glue or a hot glue gun (adults only)

Optional materials:

- Buttons
- Sequins
- Ribbon

Get crafty:

1. Choose two pom-poms, and any additional materials to attach to the clip.
2. Using the craft glue or the hot glue gun (adults only) attach the materials to the top of the silver clip. The clips may be painted with nail polish for some extra glam
3. When dry, twist back some lovely locks and clip away.

TIP: Snap open the clip before decorating so it won't get painted or glued closed.

Other suggestions:

Set up a braiding station at the Party and do dramatic do's for the ball

For kids with short hair, gel up some spikes or do lots of little ponys

Add a little spray glitter from the beauty supply shop for some extra glam



KINGFISHER a Houghton Mifflin Company imprint

www.houghtonmifflinbooks.com

How to be a Princess in 7 days or less

Princesses Practice Poise (say that three times fast!)

It takes more than just a fashionable outfit, and fabulous hair to make a Princess. A real princess has to have poise. A true Royal Highness needs to have grace, good manners, and be able to think on her toes too! Here are a couple of games to test everyone's Princess skills!

Princess Poise Relay Race

Materials:

3-4 Hardcover books (to be balanced on the head)

A space large enough for a "race" course 10-15' long

Game:

1. Mark a starting line, and mark another spot 10-15' away that racers must reach and come back from.
2. Divide the players into 2-4 teams, depending on how many Princesses are playing
3. Each team lines up one behind the other at the starting line
4. When you say "GO!" the first player in each line must put the book on their head and walk out and back to the line without dropping the book. (Younger children may use a hand, older children may not.) If the book drops they must pick it up, balance it, and continue.
5. When the player successfully returns to the line, the next team member takes the book. The first team to finish going out and back are the "Rather Regal Royalty". Prizes may be given at the store's discretion



Cinderella Says

Materials:

An open space



Game:

(Played like Simon Says)

Choose one person to be Cinderella. She's the queen of the ball, and she will call out commands that princesses know how to do. (Bow, curtsy, wave, blow kisses, twirl etc.)

"Cinderella says...curtsey.

Cinderella says...twirl around.

Cinderella says...wave to the crowd."

But if she doesn't say "Cinderella"...anyone who follows her command is out! Continue until one princess is left standing and then choose a new Cinderella.



KINGFISHER a Houghton Mifflin Company imprint

www.houghtonmifflinbooks.com






Do you have the manners of a Princess? Take our Quiz and find out!



- You have been invited over to the Queen's house for a tea party. When you sit down, what should you do with your napkin?
 - Put it on your head
 - Wave it back and forth like a flag
 - Put it on your lap
 - Use it to blow your nose
- When a princess is out in public, she always says "Please" and "Thank You." When she comes home she...
 - is tired and cranky from being so nice
 - says "please" and "thank you" to her family too, because it is respectful
 - doesn't have to be nice because she is royalty, after all
 - will only say "please" and "thank you" if she thinks she will get her way
- When you are a princess, you will have to meet all kinds of new people. When introducing yourself to a new person look at...
 - the ceiling
 - your hands
 - a person's eyes
 - the interesting thing right behind them
- The King and Queen are serving dinner before the ball, and you've been invited to dine. When you sit down, you are served a dish that you have never seen before. What do you do?
 - Say "Yuck!" and push the plate away
 - Ask what it is politely, say that you've never had it before, and would love to try a bite
 - Wait until no one is looking, and then toss it under the table
 - Smell it, put it in your mouth and start chewing, and make a terrible face before spitting it out
- You and a bunch of princesses are hanging out and talking, and suddenly you have something to say. You would...
 - jump up and down waving and interrupting the person who's talking
 - start talking to the person next to you in a whisper
 - ignore what the person is saying because what you have to say is SO much more interesting
 - wait until the person is done talking, and then add what you have to say to the conversation
- Another princess is throwing a party and she is serving chips and dip. The chips are big, and after taking a bite, you still have some more chip left. Do you...
 - Dip the chip again
 - Throw the half-eaten chip on the floor and take another one
 - Eat the next bite without dip
 - Complain about the food
- Princesses need to drink lots of milk and other yummy drinks to grow up strong. Sometimes, a princess even gets a milk moustache on her face. If this happens she...
 - shows everyone!
 - wipes it off with a napkin
 - opens very wide and licks it off with her tongue
 - wipes it off on the sleeve of her dress
- You are with a bunch of other princesses in the park and are just about to start a game of tag when you notice another person who is looking sad and playing alone. Do you...
 - invite them to play
 - move the tag game further away
 - make fun of them for being alone
 - ignore them
- Sometimes princesses get presents, and one day someone brings you a present that you don't like. Do you...
 - say "That's not what I wanted!"
 - toss the present aside and go on to another
 - say "Thank you" to the person who brought it because it was nice of them even though it wasn't exactly what you like
 - stomp off and have a tantrum
- Your fairy godmother has granted your wish, and suddenly you have the best toy around. It is very special, and all of the other princesses are envious. How do you handle it?
 - Guard it with your life
 - Share, because that way everyone can try it, and see how cool it is
 - Brag about getting it, and make everyone else feel even worse
 - Toss it in your bedroom and ask for something else.

How did you do?

Check the answers at the bottom of the page and see.

-  **1-6 correct:** Keep practicing those manners so you'll be invited to the ball.
-  **7-9 correct:** You are in line for the throne. Practice makes perfect!
-  **10 correct:** You are a PP: a Perfect Princess!


KINGFISHER—an imprint of Houghton Mifflin Company
www.houghtonmifflinbooks.com

Illustrations copyright © Jessie Eckel 2005 • **REPRODUCIBLE**



What would your Princess wear to the Ball?

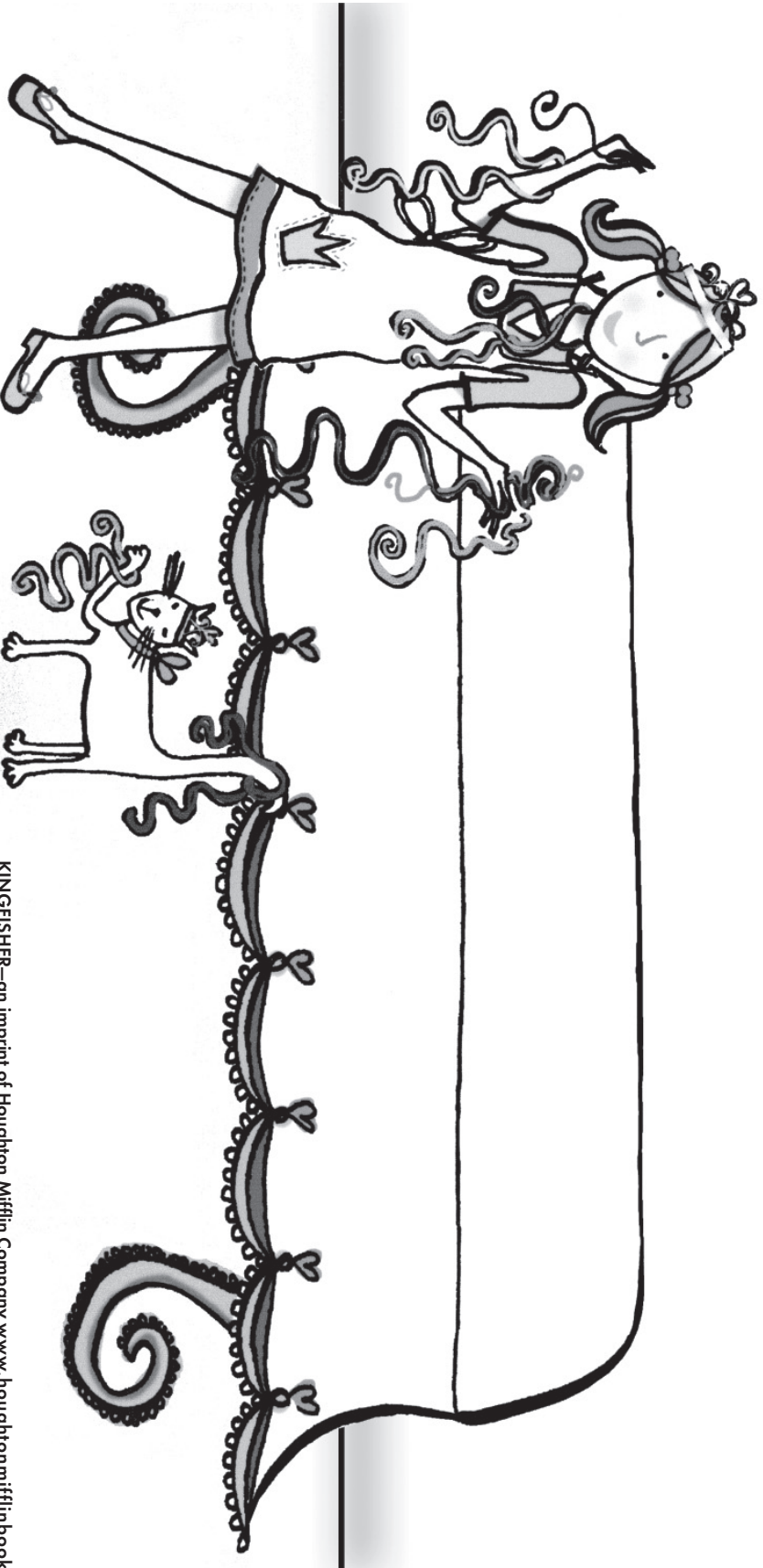

You are the royal fashion designer. What would you make for Princess Emily's big party? Color in the Dress and accessories, and she will be the hit of the party!





Princess Party Planner to the Rescue!

Quick! The guests are about to arrive! Fill in the missing food and decorations to make the best Princess Party ever!






How to Be a Princess in 7 Days or Less

Go from drab to fab with this fun guide to finding every girl's inner princess!

Illustrated by Jessie Eckel

In this sparkly gift book, Princess Emily tells every little girl how she can become a princess. Her simple seven-day makeover plan includes fashion and beauty advice, etiquette, and decorating tips. Young girls will love Princess Emily's sassy voice and the cool illustrations. Fun step-by-step craft projects are easy for would-be princesses to follow and use only ordinary household ingredients. Readers can celebrate achieving princess status with a princess party, and the book includes party planning ideas and activities.

Best of all, this pretty volume comes with a pocket packed full of must-have accessories: a sparkly tiara, two ponytail holders, three pairs of self-adhesive jewels, and two sheets of gorgeous glittery stickers.



Crafts include the following:

- 👑 picture frame
- 👑 door sign
- 👑 jewelry box
- 👑 hairstyles
- 👑 bubble bath
- 👑 party invitations, recipes, and games

ISBN 0-7534-5921-3

October

\$12.95 / \$19.95 Can. POB+

Ages: 6-8; Grades: 1-3

8 1/2 x 9 5/8; 32 pp.


6-copy packed display

ISBN 0-618-64255-2

\$77.70 / \$119.70 Can

Dimensions:

9 1/2 x 7 x 17 inches



To order call your Houghton Mifflin Sales rep or Customer Service at: 1-800-225-3362

 **KINGFISHER** a Houghton Mifflin Company imprint
www.houghtonmifflinbooks.com

Illustrations copyright © Jessie Eckel 2005 • REPRODUCIBLE



Label 4 x 3.